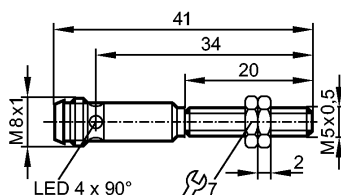


# IY5048

IYB31.5-BPKG/AS-514-TPS

Inductive sensors



## Product characteristics

Inductive sensor

Metal thread M5 x 0.5

Connector

Sensing range 1.5 mm; [nf] non-flush mountable

## Electrical data

Electrical design	DC PNP
Operating voltage [V]	10...30 DC
Current consumption [mA]	10 (24 V)
Reverse polarity protection	yes

## Outputs

Output function	normally open
Voltage drop [V]	< 3
Current rating [mA]	100
Short-circuit protection	pulsed
Overload protection	yes
Switching frequency [Hz]	1800

## Range

Sensing range [mm]	1.5
Real sensing range (Sr) [mm]	1.5 ± 10 %
Operating distance [mm]	0...1.2

## Accuracy / deviations

Correction factors	mild steel = 1 / stainless steel approx. 0.7 / brass approx. 0.4 / Al approx. 0.3 / Cu approx. 0.2
Hysteresis [% of Sr]	< 15
Switch-point drift [% of Sr]	-10...10

## Environment

Ambient temperature [°C]	-25...70
Protection	IP 67

## Tests / approvals

EMC	EN 60947-5-2 EN 55011: class B
MTTF [Years]	835

## Mechanical data

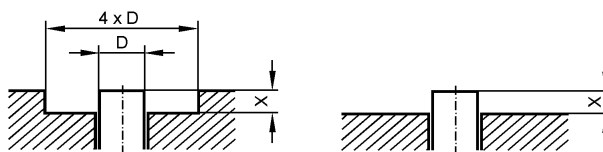
Mounting	non-flush mountable
Housing materials	housing: stainless steel; active face: POM (polyoxymethylene)

# IY5048

IYB31.5-BPKG/AS-514-TPS

Inductive sensors

## Installation



If  $S_r$  varies by  $< 10 \%$   
the following free space must be maintained:  
 $X > 1.5 \text{ mm}$  for ferromagnetic materials  
 $X > 3.0 \text{ mm}$  for other metals

Weight [kg]

0.016

## Displays / operating elements

Output status indication LED

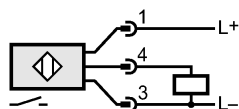
red (4 x 90°)

## Electrical connection

Connection

M8 connector

## Wiring



## Accessories

Accessories (included)

2 lock nuts

## Remarks

Pack quantity [piece]

1